


PRODUCT DESCRIPTION

Facing sheet on both sides: translucent coloured polycarbonate

Core: PC-TRCore spy honeycomb

*standard colour: light blue, orange; other colours on request



The distinctive TRCore for our clear-PEP[®] panels is manufactured on our specially designed and patented core expander. The innovative characteristic of the special cell structure gives the lightweight panels not just a unique depth but also an extremely high rigidity.

The various types of panel in the clear-PEP[®] family differ in their facing sheet materials, cores, surface structures, physical properties, dimensions and colours.

PROPERTIES

- innovative translucent optics
- unique 3D effects and light scattering
- excellent UV stability and resistance to weathering
- low weight
- easy processing
- compatibility with common mounting systems
- excellent rigidity
- high impact strength

DIMENSIONS

Format	Length [mm]	Width [mm]	Thickness [mm]
Standard	3020	1000	19
Special dimensions * **	max. 7800	max. 2020	max. 80

Tolerances	Length [mm]	Width [mm]	Thickness [mm]
Cut to size	+2/-2	+1/-2	+0/-1

*on request - minimum order per special size: 400 m²

**all panels over 3020 x 1500 mm with core joint

GENERAL PHYSICAL PROPERTIES

Coefficient of thermal expansion acc. to DIN 53752-A	Service temperature	Fire class	
[1/K]	[°C]	BS	EN
6,5 x 10 ⁻⁵	-30 to +80	476 Part 7	13501
		2Y	

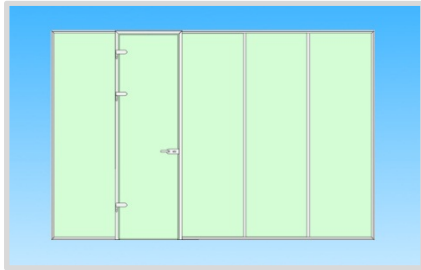
MECHANICAL PROPERTIES

Thickness [mm]	Weight per unit area [kg/m ²]	Thermal insulation U-value [W/m ² K]	Sound insulation Rw [dB]	Bending stiffness* [Nm ²]
16	8,5	2,8	24	478
19	8,5	2,7	24	629
30	9,7	2,4	25	1688
40	9,7	2,1	25	2933
60	10,9	1,7	26	3280
80	10,9	1,4	26	5973

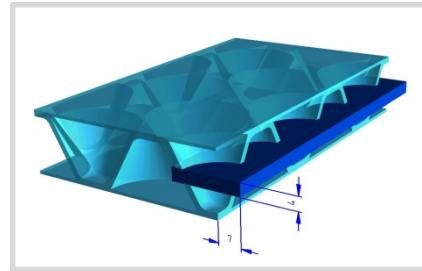
*per 1 m panel width

MOUNTING SYSTEMS FOR ALL clear-PEP[®] PANELS

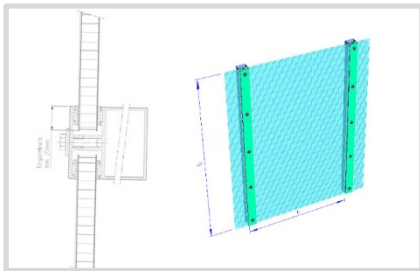
Profile system for dividing walls



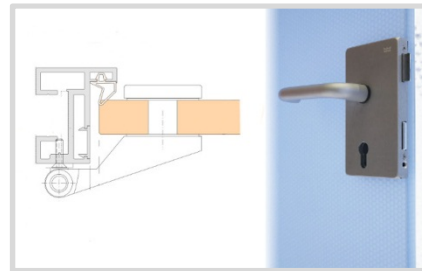
Tongue and groove joint



Profile system for glazing



Furniture for hinged doors



APPLICATIONS

interior

interior fittings | furniture | walls/ceilings | partition walls/doors | illuminated elements | retail & booth constructions | corporate design & artistic objects

exterior

canopies | brise soleil | facades

customized application according our mission 

For use in damp or external areas please contact Design Composite for technical assistance!

All these specifications are based on our most-up-to-date information but are subject to changes at any time. A legally binding assurance of certain properties or the suitability of an individual type for a specific field of application cannot be assumed from these specifications. All information is provided without any obligation. No legal liability can be assumed.